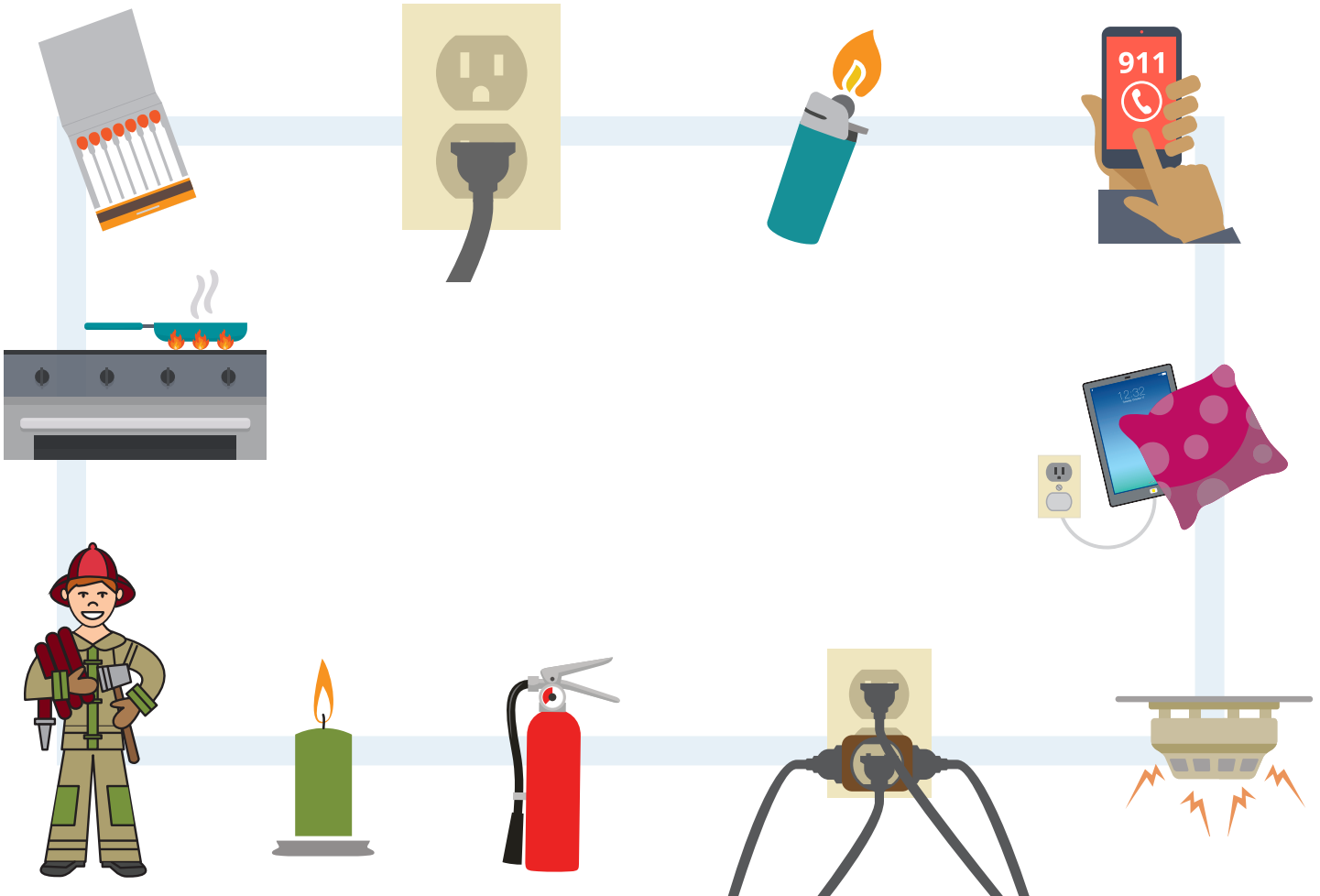


THE HARTFORD'S JUNIOR FIRE MARSHAL® PROGRAM

WHAT'S SAFE AND WHAT ISN'T?

Most things are safe, such as toys and books. But other things can hurt you or cause a fire. Put an **X** over dangerous things that can burn you or start a fire. **Circle** things that are fire-safe or can help in a fire.




SAFE IS THE WAY! Never touch matches.

THE HARTFORD'S JUNIOR FIRE MARSHAL® PROGRAM

GO LOW IN SMOKE AND GET OUTSIDE

Fire makes smoke. If you see smoke, what should you do? **Get outside.** If you have to go through smoke to get outside, **go low.** Crawl on your hands and knees with your head low to the floor. Crawl until you get outside.

The pictures below show what to do if you see smoke. Put the pictures in the correct order by writing 1, 2, 3, 4, 5 or 6 in each box.



SAFE IS THE WAY! Go low and get outside.

THE HARTFORD'S JUNIOR FIRE MARSHAL® PROGRAM

WHAT DO FIREFIGHTERS TEACH?

If your clothes catch on fire, you must act quickly. Stop, drop, cover your face and roll. This will help put out the flames. Unscramble these words. What do they say?




PTSO

1. Don't run. Movement adds air that makes the fire grow larger.



ORDP

2. Get down on the ground or floor.



LORL

3. Cover your face and turn over and over to put out the fire.

SAFE IS THE WAY! Remember the words you unscrambled in case of a fire.



**THE
HARTFORD**



THE HARTFORD'S JUNIOR FIRE MARSHAL® PROGRAM

AVOID WHAT CAN HURT YOU

If you know what things can hurt you, you can avoid them.

Know what to do in an emergency.

Pick the scene in each pair that is unsafe. Put an **X** over it.

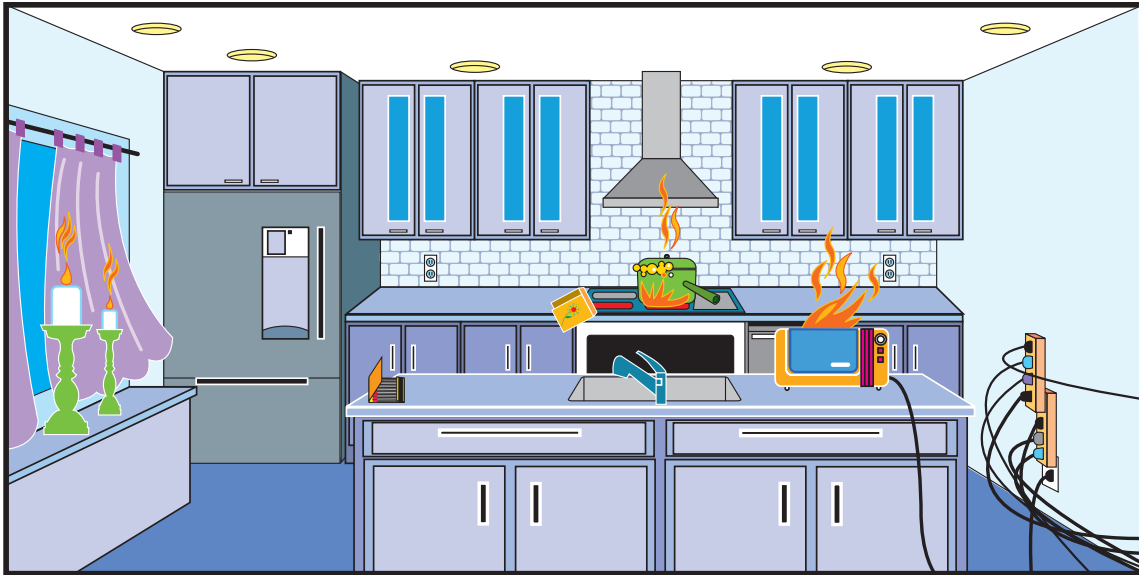


SAFE IS THE WAY! Stay away from danger.

THE HARTFORD'S JUNIOR FIRE MARSHAL® PROGRAM

SPOT FIRE HAZARDS

Most fires begin at home. But you can make your home safer.
Find the fire hazards in each room. Circle them.



KITCHEN: 6 fire hazards. Circle each one.



LIVING ROOM: 5 fire hazards. Circle each one.

SAFE IS THE WAY! Help make your home safe from fire hazards.

THE HARTFORD'S JUNIOR FIRE MARSHAL® PROGRAM

WHAT DO FIREFIGHTERS USE TO FIGHT FIRES?

Firefighters use special gear that protect them and help them fight fires.
Identify each piece of equipment and what it is used for.




What is it? _____

What is it used for? _____



What is it? _____

What is it used for? _____



What is it? _____

What is it used for? _____



What is it? _____

What is it used for? _____



What is it? _____

What is it used for? _____

SAFE IS THE WAY! Learn about firefighting equipment.



THE HARTFORD'S JUNIOR FIRE MARSHAL® PROGRAM

BE A FIREFIGHTER WITH THE FACTS

There's a lot you can do to stay safe. You can help prevent fires and learn what to do in an emergency. Complete the sentences by picking the right word from the choices provided.



When I _____, drop and roll the fire goes out because I am removing the oxygen.

- a) stop b) run c) sit down

It is important to go _____ in smoke because heat rises.

- a) high b) low c) west

Burning candles should never be _____.

- a) watched b) blue c) left alone

Every family should have a special _____ outside their home in case of fire.

- a) dog b) meeting place c) phone

You should know _____ ways out of every room in your home.

- a) zero b) ten c) two

SAFE IS THE WAY! Be smart about fire safety.

